



Phoenix Electronics Distribution Ltd.

Castlehill Industrial Estate

Carlisle ML8 5UF




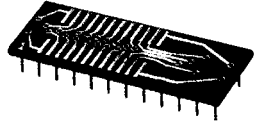
Tel 01555 751566 Fax 01555 751562



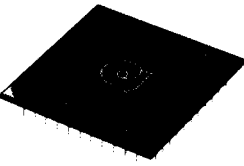



Correct-A-Chip™ Smart Interconnection TECHNOLOGY

Shown below are some of Aries' standard Correct-A-Chip™ products.

Series/
Package Styles:

	STANDARD DIP ADAPTERS	Circuit-Bridge™ HEADER	DIP TO SOIC ADAPTERS	SURFACE MOUNT TO DIP ADAPTERS
				
Data Sheet No.	18001, 18003	18006	18009	18010, 18011, 18014, 18034, 18036, 18041
Features:	<ul style="list-style-type: none"> Solves problems associated with the use of alternate ICs by eliminating the need for new PCBs 	<ul style="list-style-type: none"> Programmed to your specifications via a miniature PCB. Circuit traces can be re-routed, possibly eliminating the need for additional PCB layer. 	<ul style="list-style-type: none"> Convenient, cost-effective means of converting DIP style packaging to SOIC PC board layouts 	<ul style="list-style-type: none"> Cost-effective means of converting SOIC, SOJ, PLCC, SSOP or TSOP surface mount devices to DIPs, eliminating the need for new PCBs
Available Sizes:	2-48 pins; .300 [7.62] or .600 [15.24] ctrs. Any size available in high volume applications	8, 14-20, 24, 28, 32, 40; Any size available in high volume applications	14, 16, 20, 24, 28; Any size available in high volume applications	Various - consult Data Sheet
Contact Pin Materials:	Contacts: Au over BeCu in Au plated Brass body; Male pins: Sn over Brass	Sn over Brass	Contacts: Au over BeCu in Au plated Brass body; Male pins: Sn over Brass	Sn over Brass
Profile Height to Seating Plane:	.085 [2.16], .213 [5.41], .240, [6.10]	.032 [.81], .082 [2.08], .125 [3.18]	.262 [6.65]	.082 [2.08] in most cases
Notes:	Surface mount adapters also available	Styles available to meet limited and high volume applications	Accepts devices on .300 ctr.	Incorporates limited depth pin technology

Series/
Package Styles:

	QFP, PQFP, PLCC TO PGA ADAPTERS	PQFP TO AMP SOCKET PGA ADAPTER	PLCC TO DIP ADAPTERS	DIP TO PLCC ADAPTER
				
Data Sheet No.	18016-18021, 18025, 18028, 18029, 18031, 18032, 18035, 18038, 18039, 18040	18022	18014, 18027, 18034	18026
Features:	<ul style="list-style-type: none"> Use less expensive surface mount packages to replace PGA footprints in existing designs 	<ul style="list-style-type: none"> Convert surface mount PQFP packages to an Amp interstitial Use less expensive PQFP packages to replace PGA footprints in existing designs 	<ul style="list-style-type: none"> Convert surface mount PLCC devices to DIPs and eliminate the need for new PCBs Available with PLCC sockets or PLCC pads on top side 	<ul style="list-style-type: none"> Convenient, cost-effective means of converting DIP style packaging to PLCC PC board layouts
Available Sizes:	.025 [.64], .050 [1.27], .50mm, .65mm, .80mm pitch in various sizes	132 pos. on .050 [1.27] pitch	28, 32, 44, 68, 84 pos. PLCC to DIP on .300 [7.62] or .600 [15.24] centers	40 Position DIP to 44 Position PLCC
Contact Pin Materials:	Sn over Brass; (Au plating also available on PLCC to PGA adapters)	Sn over Brass	Sn over Brass	Sn over Brass; Au over BeCu in all plated brass body
Profile Height to Seating Plane:	.082 [2.08] in most cases	.082 [2.08]	.082 [2.08] in most cases	.387 [9.83]
Notes:	Incorporates limited depth pin technology	Incorporates limited depth pin technology	Incorporates limited depth pin technology	Incorporates limited depth pin technology

Note: Aries offers custom design and production. In addition to the standard products shown on this page, special materials, platings, sizes, and configurations can be furnished, depending on quantities. Aries reserves the right to change product specifications without notice.